


Build instructions for the Kashyyyk barricade



General

This barricade can be seen in the game Battlefront 2

Kashyyyk barricade		Scale	Width (cm) (front)	Depth (cm)	Height (cm)
		1:6 12 inch figures Hottoys	13.7	12.3	22.1
		1:12 6 inch figures Blackseries	6.9	6.2	11.0
		1:18 3.75 inch figures Hasbro/Kenner	4.6	4.1	7.4

3D Printing

The next tables show the stl files you need to print. It gives the advised print layer height, and the material color. You can print the main parts in any color, and paint them white for instance.

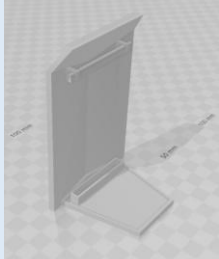
This tank can be created in 2 different ways. Depending on your printer and your preference you can select the version you want.

Each version and file has 3 different scales. Each file has 2 different formats.



Scale	Filename	Extension	
1:6	[FILENAME] 1-6.	.STL .OBJ	https://www.cgtrader.com/3d-print-models/miniatures/sci-fi/kashyyyk-barricade-1-6-scale
1:12	[FILENAME] 1-12.	.STL .OBJ	https://www.cgtrader.com/3d-print-models/miniatures/sci-fi/kashyyyk-barricade-1-12-scale
1:18	[FILENAME] 1-18.	.STL .OBJ	https://www.cgtrader.com/3d-print-models/miniatures/sci-fi/kashyyyk-barricade-1-18-scale
Free	[FILENAME] 1-12. Free version	.STL .OBJ	https://www.cgtrader.com/free-3d-print-models/miniatures/sci-fi/kashyyyk-barricade

free version

One part version	[FILENAME]	Remark	Print layers	Print material
------------------	------------	--------	--------------	----------------

		full_barricade	Handle is attached to the main plate	0.06	-
---	--	----------------	--------------------------------------	------	---


Paid version

Two part version		[FILENAME]	Remark	Print layers	Print material
		split barricade	-	0.06	-
		split handle	-	0.06	-

Cleaning

Before assembly, please clean the parts with an exacto knife, because they have been 3D printed with a brim.


After this sand the area's where you can see build layers. Also sand the flat area's that need to be glued together. Use 400 sandpaper in the final step to smooth out the build layers. You can also use a filler primer to do this and sand afterwards.



Assembly

Depending on the version you build the instructions are different. The barricade with 2 parts is explained here because it has the most assembly steps.

Glue the button's part to the barricade. Use super glue for this kind of plastic (PLA)








Painting

When the barricade has been cleaned and assembled, it can be painted when it is a black primer. Then air brush it with Olive Drab (Tamiya XF62, Revell 66 or Humbrol 66). Then mix a lighter color of this, to do the edges and the scratches.








Sets



Set	Image	Link
All Star Wars asset collection		
1:6		https://www.cgtrader.com/3d-model-collections/star-wars-asserts-1-6-scale
1:12		https://www.cgtrader.com/3d-model-collections/star-wars-asserts
1:18		https://www.cgtrader.com/3d-model-collections/star-wars-asserts-1-18-scale
Crates and container collection		
1:6		https://www.cgtrader.com/3d-model-collections/star-wars-crate-collection-1-6-scale
1:12		https://www.cgtrader.com/3d-model-collections/star-wars-crate-collection
1:18		https://www.cgtrader.com/3d-model-collections/star-wars-crate-collection-1-18-scale
Imperial crates and barrels collection		
1:6		https://www.cgtrader.com/3d-model-collections/star-wars-imperial-crates-and-boxes-collection-1-6-scale
1:12		https://www.cgtrader.com/3d-model-collections/star-wars-imperial-crates-and-boxes-collection
1:18		https://www.cgtrader.com/3d-model-collections/star-wars-imperial-crates-and-boxes-collection-1-18-scale
Echo Base Crates		
1:6		https://www.cgtrader.com/3d-model-collections/star-wars-echo-base-crates-and-lamps-pack-1-6-scale
1:12		https://www.cgtrader.com/3d-model-collections/star-wars-echo-base-crates-and-lamps
1:18		https://www.cgtrader.com/3d-model-collections/star-wars-echo-base-crates-and-lamps-pack-1-18-scale

Jabbas Palace Hangar Attributes		
1:6		https://www.cgtrader.com/3d-model-collections/jabbas-throne-room-set-10a-main-hanger-attributes-1-6-scale
1:12		https://www.cgtrader.com/3d-model-collections/jabbas-throne-room-set-10a-main-hanger-attributes-1-12-scale
1:18		https://www.cgtrader.com/3d-model-collections/jabbas-throne-room-set-10a-main-hanger-attributes-1-18-scale-8244394c-ba2a-41b0-ba38-77c05c5aee49
Barrel Collection		
1:6		https://www.cgtrader.com/3d-model-collections/barrels-and-containers-1-6-scale-hottoys
1:12		https://www.cgtrader.com/3d-model-collections/barrels-and-containers-1-12-scale-blackseries
1:18		https://www.cgtrader.com/3d-model-collections/barrels-and-containers-1-18-scale-kenner-hasbro
Door Collection		
1:6		https://www.cgtrader.com/3d-model-collections/door-collection-1-6-scale
1:12		https://www.cgtrader.com/3d-model-collections/door-collection-1-12-scale
1:18		https://www.cgtrader.com/3d-model-collections/door-collection-1-18-scale
Chair Collection		
1:6		https://www.cgtrader.com/3d-model-collections/star-wars-chair-collection-1-6-scale-hottoys
1:12		https://www.cgtrader.com/3d-model-collections/star-wars-chair-collection-1-12-scale-blackseries
1:18		https://www.cgtrader.com/3d-model-collections/star-wars-chair-collection-1-18-scale-kenner-hasbro
1:6		https://www.cgtrader.com/3d-model-collections/star-wars-throne-collection-1-6-scale
1:12		https://www.cgtrader.com/3d-model-collections/star-wars-throne-collection-1-12-scale
1:18		https://www.cgtrader.com/3d-model-collections/star-wars-throne-collection-1-18-scale
Other Sets and items		
https://www.cgtrader.com/massassi		

Sets

Set	Image	Link
One single cell		
1:6		https://www.cgtrader.com/3d-print-models/miniatures/sci-fi/jabbas-throne-room-set-7a-prison-cell-1-6-scale
1:12		https://www.cgtrader.com/3d-print-models/miniatures/sci-fi/jabbas-throne-room-set-7a-prison-cell-1-12-scale
1:18		https://www.cgtrader.com/3d-print-models/miniatures/sci-fi/jabbas-throne-room-set-7a-prison-cell-1-18-scale
Mandalorian Nevarro Cantina entrance		
1:6		https://www.cgtrader.com/3d-print-models/miniatures/sci-fi/nevarro-cantina-entrance-1-6-scale-hottoys
1:12		https://www.cgtrader.com/3d-print-models/miniatures/sci-fi/nevarro-cantina-entrance-1-12-scale-blackseries
1:18		https://www.cgtrader.com/3d-print-models/miniatures/sci-fi/nevarro-cantina-entrance-1-18-scale-kenner-hasbro
The Mandalorian Imperial Entrance		
1:6		https://www.cgtrader.com/3d-print-models/miniatures/sci-fi/the-mandalorian-the-imperial-entrance-1-6-scale
1:12		https://www.cgtrader.com/3d-print-models/miniatures/sci-fi/the-mandalorian-the-imperial-entrance
1:18		https://www.cgtrader.com/3d-print-models/miniatures/sci-fi/the-mandalorian-the-imperial-entrance-1-18-scale
Profundities Hallway from Rogue One		
1:6		https://www.cgtrader.com/3d-print-models/miniatures/sci-fi/rogue-one-profundities-hallway-besta-diorama-1-6-scale
1:12		https://www.cgtrader.com/3d-print-models/miniatures/sci-fi/rogue-one-profundities-hallway-complete-set-1-12-scale
1:18		https://www.cgtrader.com/3d-print-models/miniatures/sci-fi/rogue-one-profundities-hallway-complete-set-1-18-scale
Ralph McQuarrie Bazaar		
1:6		https://www.cgtrader.com/3d-model-collections/ralph-mcquarries-bazaar-complete-set-1-6-scale
1:12		https://www.cgtrader.com/3d-model-collections/ralph-mcquarries-bazaar-complete-set-1-12-scale-2dc7300b-91c9-4a4c-b0e2-075ca4bcbe35
1:18		https://www.cgtrader.com/3d-model-collections/ralph-mcquarries-bazaar-complete-set-1-18-scale
Jabba's Palace (complete)		

1:18		https://www.cgtrader.com/3d-model-collections/jabbas-palace-complete-set-with-hanger-1-18-scale
Sarlacc Pit		
1:18		https://www.cgtrader.com/3d-print-models/miniatures/sci-fi/sarlacc-pit-playset-1-18-scale-for-3-75-inch-figures
Cantina Main Entrance Outside		
1:6		https://www.cgtrader.com/3d-model-collections/set-1-cantina-main-entrance-outside-1-6-scale
1:12		https://www.cgtrader.com/3d-model-collections/set-1-cantina-main-entrance-outside-1-12-scale
1:18		https://www.cgtrader.com/3d-model-collections/set-1-cantina-main-entrance-outside-1-18-scale
Darth Vader's Throne Room		
1:6		https://www.cgtrader.com/3d-print-models/miniatures/sci-fi/darth-vaders-throne-room-1-6-scale-hottoys
1:12		https://www.cgtrader.com/3d-print-models/miniatures/sci-fi/darth-vaders-throne-room-1-12-scale-blackseries
1:18		https://www.cgtrader.com/3d-print-models/miniatures/sci-fi/darth-vaders-throne-room-1-18-scale-kenner-hasbro
Mandalorian Throne Room (Darth Mauls Throne)		
1:6		https://www.cgtrader.com/3d-print-models/miniatures/sci-fi/mandalorian-throne-room-1-6-scale
1:12		https://www.cgtrader.com/3d-print-models/miniatures/sci-fi/mandalorian-throne-room-1-12-scale
1:18		https://www.cgtrader.com/3d-print-models/miniatures/sci-fi/mandalorian-throne-room-1-18-scale
Tantive IV		
1:6		https://www.cgtrader.com/3d-print-models/miniatures/sci-fi/the-tantive-iv-complete-hallway-1-6-scale-hottoys
1:12		https://www.cgtrader.com/3d-print-models/miniatures/sci-fi/the-tantive-iv-complete-hallway-1-12-scale-blackseries
1:18		https://www.cgtrader.com/3d-print-models/miniatures/sci-fi/the-tantive-iv-complete-hallway-1-18-scale-kenner-hasbro
Mandalorian Prison ship complete		
1:12		https://www.cgtrader.com/3d-print-models/miniatures/sci-fi/the-mandalorian-rebel-prison-ship-complete-set
1:18		https://www.cgtrader.com/3d-print-models/miniatures/sci-fi/the-mandalorian-rebel-prison-ship-complete-set-1-18-scale
Set 1 - Docking bay 2037		
1:6		https://www.cgtrader.com/3d-model-collections/set-1-death-star-docking-bay-2037-1-6-scale
1:12		https://www.cgtrader.com/3d-model-collections/set-1-death-star-docking-bay-2037-1-12-scale
1:18		https://www.cgtrader.com/3d-model-collections/set-1-death-star-docking-bay-2037-1-18-scale
Set 2 - Death Star Shaft		
1:6		https://www.cgtrader.com/3d-print-models/miniatures/sci-fi/set-2-death-star-shaft-1-6-scale-hottoys
1:12		https://www.cgtrader.com/3d-print-models/miniatures/sci-fi/set-2-death-star-shaft-1-12-scale-blackseries
1:18		https://www.cgtrader.com/3d-print-models/miniatures/sci-fi/set-2-death-star-shaft-1-18-scale-hasbro-kenner
Set 3 - Docking bay Command Office		
1:6		https://www.cgtrader.com/3d-model-collections/set-3-docking-bay-command-office-1-6-scale
1:12		https://www.cgtrader.com/3d-model-collections/set-3-docking-bay-command-office-1-12-scale
1:18		https://www.cgtrader.com/3d-model-collections/set-3-docking-bay-command-office-1-18-scale
Set 6 – Conference Room		
1:6		https://www.cgtrader.com/3d-model-collections/complete-set-6-death-star-conference-room-1-6-scale-hottoys
1:12		https://www.cgtrader.com/3d-model-collections/complete-set-6-death-star-conference-room-1-12-scale-blackseries

1:18		https://www.cgtrader.com/3d-model-collections/complete-set-6-death-star-conference-room-1-18-scale-hasbro
Set 7 - Death Star Hallway		
1:6		https://www.cgtrader.com/3d-model-collections/set-7-death-star-hallway-1-6-scale-hottoys
1:12		https://www.cgtrader.com/3d-model-collections/set-7-death-star-hallway-1-12-scale-blackseries-cb422a40-8df5-47d7-95cc-65ff4ae0e15b
1:18		https://www.cgtrader.com/3d-model-collections/set-7-death-star-hallway-1-18-scale-hasbro-kenner
Other Sets and items		
https://www.cgtrader.com/massassi		

Disclaimer

I don't own any copyrights/trademarks etc for Star Wars, the Mandalorian, The book of Boba Fett, Obi-Wan or the Battlefront, or anything else associated with the Lucas Film. No violation or infringement is intended, this is purely a work of fan art in appreciation of a great show and a design.

Disclaimer on 3D printed parts

3D Printed Parts are not like Injection Molded Parts. The surface will show extrusion rings, artifacts, blemishes and other signs of plastic extrusion. This will occur with any 3D Printed parts. Also due to the printing process, parts can have different tolerances from the original size in the digital file. Especially between FDM and SLA prints. This in no way deters from the parts functionality. All parts are inspected prior to shipment.

License

Digital files from MassassiModels have a strict non-commercial, personal use only license. You shall not share, sub-license, sell, rent, host, transfer, or distribute in any way the digital or 3D printed versions of this object, nor any other derivative work of this object in its digital or physical format (including - but not limited to - remixes of this object, and hosting on other digital platforms). The objects may not be used in any way whatsoever in which you charge money, collect fees, or receive any form of remuneration.

You are encouraged to download objects, 3D print them, and spread the word. We spend dozens or sometimes even hundreds of hours these amazing objects for 3D printing. Please take the time to credit us when sharing our work. You can find our social media handles below, if you want to credit us that way, otherwise you can share pictures of 3D prints, comments, and messages directly from the object page.

Please share your work in progress or/and your finished model on my Facebook group:

<https://www.facebook.com/groups/massassiorder>

We hope you enjoy your model. If you encounter any problems, please let us know. We really like seeing your finished model, that is why we create these models.

Luke

More information on:

[Massassi Models](#)