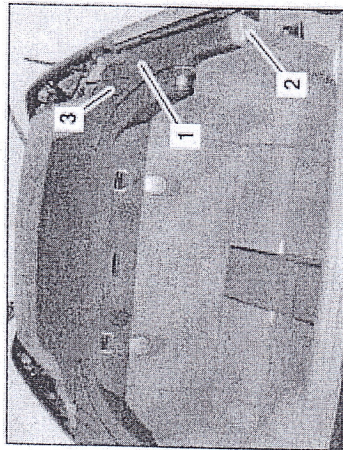
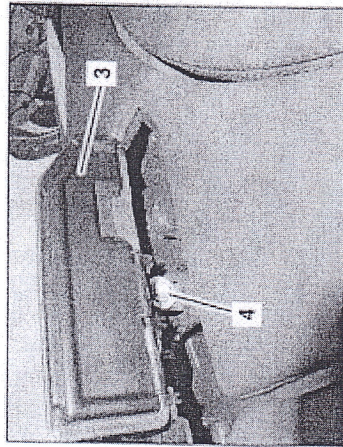


AR68.30-P-1077R	Remove/install paneling on top of center pillar	20.12.05
-----------------	-------------------------------------------------	----------

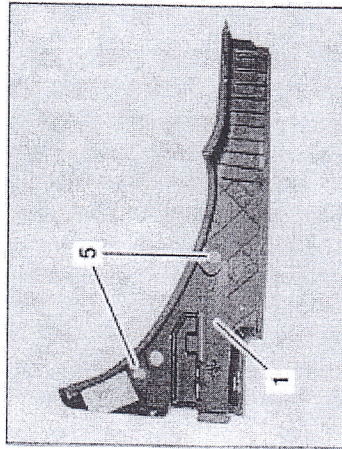
## MODEL 230.4



1 Paneling  
2 Covering






3 Cap  
4 Bolt



P68.30-2388-07

5 Clip

 	Remove/install		
1	Completely open Vario roof		
2	Remove covering (2)		
3	Open cap (3) and loosen bolt (4).		
4	Unclick paneling (1) from clips (5) with mounting wedge and remove from center console.		<u>110 589 03 59 00</u>
5	Install in the reverse order		



110 589 03 59 00

Mounting wedge